

**PATTERN**

Woodland Winter Fun Quilt - the title says winter, but bunnies make me think of Spring!! Pattern can be found at:  
<https://www.tildasworld.com/free-patterns-seasonal/>

**IN THIS ISSUE**

- President's Message*
- Our Guild Out in the Community,*
- member's quilts,*
- Free patterns, links,*
- Photos wanted*
- Library corner*
- Program*
- Workshops*
- Upcoming quilt shows*
- Deadline for next issue*
- and more*

**THANK YOU**

Thanks so much to everyone who contributed to this newsletter. If it were not for you, we would not have this lovely variety of things to look at and read! You are my FAVES!!

## PRESIDENT'S MESSAGE


Welcome to the winter that wasn't. Does this mean we are going to have a cold snowy spring? I am enjoying this crazy warm winter, but I am concerned with climate change. I like the fact that our federal government is taxing the corporations that are the biggest carbon emitters. As individuals, we do what we can, but, the big guys have to step up.

Your guild is going into its final 4 months before our summer break. I will be completing my second term and I am so proud of all your guild has accomplished. Our programs have been inspiring. Our workshops are always fun and informative with lots of socializing.

All 84 guild members have contributed a little something every month. It takes every member to make your guild successful. I applaud each committee chair for their dedication to keeping the guild running smoothly and having fun. There is lots more to come.

I came to quilting a bit late in life and I am so happy I found the PECQG. My quilting has improved thanks to all the members who are helpful and sharing with their knowledge.

So, let the sun shine and the weather warm up. Let's get out into our gardens and plant some seeds. I look forward to seeing all your smiling faces at our in-person meetings.



# OUT IN THE COMMUNITY

## From Comfort Quilts,

Thank you so much to those who have created quilts to be given to those in need of “comfort” within The County! Each quilt received is measured, photographed and labelled for our records. It would be helpful to have attached to the quilt your name and anyone else who participated in the making of the quilt.

We have many quilt tops that are in need of topstitching. If you are willing and able to do the quilting please let me know and I can make arrangements to get the quilt “sandwich” to you.

Our fidget quilt workshop was a lot of fun and there are some great fidget quilts in progress! We are deeply grateful for Maggie Goode and Kelly Panacci from our workshop committee for initiating this. Our March 28th Comfort Quilt Workday will be another opportunity to work on and complete these fidget quilts.

With gratitude,  
Hanne-Lise Simoes for Comfort Quilts


---

## Book Duster/Cover Challenge

Hello ladies, sorry for the delay in sending this. I have been away. There are a lot of examples and tutorials on Pinterest. However the simplest directions are as follows:

- Measure book closed, this allows for thickness - mine measured 11 1/2 wide by 8 1/2 high
- I added 4 inches to width: 15 1/2
- And 2 inches to height: 10 1/2, I think 1” would have been ok
- I did 1/4 seam allowance
- I did mine in two fabrics, so I just sewed around my fabrics and light batting turned to right sides, top stitch and voila. Done.

Hope you enjoy this little project - Luisa



# OUT IN THE COMMUNITY

## COMFORT QUILTS

### THANK YOUs FROM THE COMMUNITY

Hi Hanne,

On behalf of Community Care for Seniors, I would like to express our heartfelt thanks for the generous donation this holiday season.

The Placemats provided were all beautiful, and our MOW clients really appreciated them.

One of our clients, upon receiving a placemat, shared their gratitude, saying:

“P.E.C Quilters guild sent me two really beautiful patchwork table mats. Please let them know on my behalf, how much I love them, they are very professionally made. I am a sewer (clothing teacher in home economics) and I certainly appreciate the fine work done on them.”

We appreciate the Quilters Guild spreading warmth and compassion during the holiday season.

Thanks,

Brandon Clarke (he/him), BA

Coordinator

The Prince Edward County Community Care for Seniors Association





2024

Join Us

# NIAGARA MODERN QUILT EXPO

Celebrating 10 years of modern quilts

**MERIDIAN COMMUNITY  
CENTRE**

100 Meridian Way  
FONTHILL, ONTARIO

Over 250 Modern Quilts on Display  
Vendor Mall  
Silent Auction  
Pop-up Shop

Friday  
**May 3**  
10 - 7

Saturday  
**May 4**  
10 - 4

Admission

**\$10**

**CONTACT INFO:**

[www.nmqexpo.com](http://www.nmqexpo.com)

[nmqexpo@gmail.com](mailto:nmqexpo@gmail.com)

presented by the Niagara Modern Quilt Guild



# PHOTOS WANTED!!

I am having trouble feeding our @quiltsinthecounty social media platforms.

Please send photos of your beautiful finished quilts with county scenery or landmarks in the background! Outdoor photos are much better lit than indoor ones and the scenery adds another dimension to the photos.

We use social media to promote the guild, our good deeds, and our quilt show in the local community and in the quilting community.

Please help!!

Barbara Jordan



# SOME RECENTLY RECEIVED COMFORT QUILTS



# FIDGET QUILT WORKSHOP

On February 29th, 2024, we gathered at Bloomfield United Church for the Fidget workshop lead by Hanne-Lise Simoes. The third time was a charm and the weather finally cooperated!

It was a different kind of sewing! More like play. We made 9.5 inch blocks from the supplies that Hanne had collected and several boxes donated by Valero Campney, a former Guild member. Hanne taught us to make pioneer dolls. They were so cute and easy to make with three circles of fabric. A great craft to share with children!

The last Thursday in March (the 28th) we will be doing it all over again. Come and meet with us and join in the fun!

Photos by Barbara Jordan and Kelly Panacci

Kelly Panacci, Judy Blemkie and Maggie Goode  
Workshop Committee.



Pictured are some of the blocks (finished and in-progress) that will eventually become part of a Fidget Quilt. It takes 6 (9") blocks to make up a Fidget Quilt.



Photo 3 description: Barbara Jordan was able to finish her Fidget Quilt. Notice all the fun things attached to the quilt!



We had lots of room to spread out at the Bloomfield United Church hall.

Hanne demonstrated how to make stuffed fabric dolls that are meant to attach to a Fidget Quilt (see ribbon attachment on each doll)







2024 *Harvest  
of  
Quilts*  
Show and Sale

Presented by  
Settlers' Village  
Quilters Bobcaygeon

May 3rd, Friday 10:00-5:00  
May 4th, Sat 10:00-4:00  
Admission \$8  
Being held at the  
Bobcaygeon Curling Club  
49 Mansfield Street,  
Bobcaygeon, ON

Vendors include the following

- Dr. Norm's Custom Woodworking
- Kimat Designs
- Remember Me Quilts and More
- Studio's Johnston
- Thimbles & Things
- Ultimate Sewing Centre
- Young Vintage Fabrics

Raffle Quilt titled "Jewels of the Universe"

Display of over 100 quilts, including special showcase by our featured member Louise Plante, Members Boutique, New to You table of fabrics, rulers, notions, books, Toonie Table draws Refreshments served by Victoria's Quilts (\$)

## THE LIBRARY CORNER

There is not much to talk about this edition, mainly because we have been in Zoom mode for presentations and there are no new books to talk about as none have been purchased yet.

I am still looking for someone to assist me with the library responsibilities. Having an extra person available for those days when getting to an in person meeting is impossible for one of the two or even to assist in 50/50 ticket selling and set up. Let me know if you are willing to help.

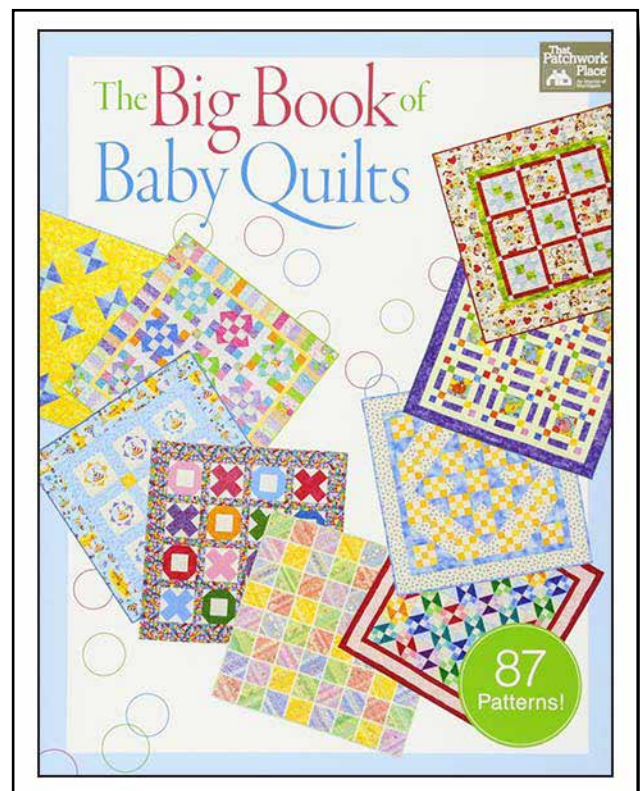
## BOOK REVIEWS

The Big Book of Baby Quilts, That Patchwork Place 2017

I picked this book out of the library listing on the website (<https://pecqguild.weebly.com>) under the library tab. As quilters, most have a family member that has a baby or two that we make baby quilts for. Has anyone tried the patterns located in this book? If you did, what are your thoughts?

Don't forget to get your 50/50 tickets at the meetings. You never know how much you will go home with, maybe just enough to get that piece of fabric or pattern you have been eyeing. Also, the 50 percent from the draw that goes to the guild is helpful in purchasing new books for your reading pleasure.

Kathleen Pollock  
Near Belleville, Ontario  
CANADA



# FEBRUARY'S PROGRAMMING

## February 2024 - Tamara Kate - via Zoom For the Love of Colour

We were thrilled to have Tamara Kate join us in February 2024.

Here are many things Tamara Kate on the internet:

### **Free Quilting Tutorials by TAMARA KATE**

<https://www.kayajoydesigns.com/tutorials/>

### **TAMARA KATE's Website**

<https://www.kayajoydesigns.com/>

### **YouTube - Tamara Kate**

#### **Designer Chat with fabric designer Tamara Kate**

<https://www.youtube.com/watch?v=DvmBK7g-0zM>

#### **Instagram - Tamara Kate**

<https://www.instagram.com/tamarakatedesign/>



---

## PLEASE REVIEW OUR BOOKS!!

If you have borrowed a book, can you give a review on the book for us to publish in the newsletter so other members might be encouraged to borrow the books as well.

### PARTNER IN CRIME

I am also looking for someone who would be interested in working with me on the library committee. Let me know!

Thanks Kathleen Pollock  
Library Committee

*NOTE FROM EDITOR: If you provide a review, provide your own words and opinions. Our member reviews are not a book report for school - relax - and just let us know why you loved it or did not., or any other comments you would like to share. We will find a pic to go along with your review!*

# WHAT HAPPENED AT OUR PROGRAM MARCH 2024

## OUR MEMBERS HELD DEMOS!!

### Technique & Tool Teasers Program

Editor: Was so sorry I could not make it to the meeting - but this is what I heard:

“Everyone seemed to enjoy the evening and the expertise and skills that the 3 volunteers brought to the membership. I’ve received lots of compliments on the evening’s program so I consider it a success : )” Kelly



Angela demonstrating the HST Slotted Trimmer Tool



Janet demonstrating Foundation Paper Piecing



Lee demonstrating the Ultimate 3 In One Colour Tool

# HERE'S THE LOVELY POSTER THAT WENT OUT TO DESCRIBE OUR MARCH PROGRAM

## Technique and Tool Teasers with Angela Doxtator, Lee Waterhouse & Janet Reader Day

Do you struggle with making accurate Half Square Triangles or do you have a project coming up that uses a lot of them? Angela's got the tool for you! The "Slotted Trimmer" makes perfect HSTs every time and the dog ears are removed at the same time. Angela will show some projects and demo this awesome time-saver.



Lee has recently discovered a new tool that has revolutionized her approach to how she selects colour and fabrics for her quilt projects. It's called the "Ultimate 3 in 1 Color Tool" and she's excited to demo it for you and show you recent projects she's made with the tool she calls a "game changer".



Are you interested in making your own Paper Pieced Templates and Patterns? Janet will demystify the process. Using tools and supplies readily available, she'll give us a primer on how to make your own paper pieces to create beautiful projects; large or small.





**\$10**  
Admission

- Beautiful Quilts
- Vendors Mall
- Boutique Shopping
- Featured Quilter: Judy Graham
- Delicious Café
- Accessible Parking  
& So Much More!



**STITCHING TOGETHER**  
QUILT SHOW 2024

**Scugog Community Centre**  
155 Reach St  
**Port Perry, Ontario**

Friday May 10	Saturday May 11
10-6	10-5



**Rouge Valley Quilters' Guild**  
*"Quilts from the Valley" - May 3 & 4, 2024*



**Quilt Show**  
May 3 & 4, 2024  
Friday - 10 am - 7 pm  
Saturday - 10 am - 5 pm  
Forest Brook Community Church  
Ajax, Ontario L1T 4N2

- ◆ Guild Members' Quilt Exhibition
- ◆ Members' Challenge Display
- ◆ Merchant's Mall
- ◆ Guild Cafe and Guild Boutique
- ◆ Raffle Quilts - 3 quilt prizes to be won  
Draw: Saturday, May 4, 2024 at 4 pm
- ◆ Silent Auction and Treasure Room  
Quilting Demos and much more...

Proceeds of the 2024 Quilt Raffle to support  
RVQG Community Service Projects  
City of Toronto: Lottery Licence M824082

# WORKSHOP 1

## PROJECT BAG

### 13 APRIL 2024

Our own Betty Beaumont is presenting how to make a project bag on April 13, a Saturday, at Bloomfield United Church from 9:30-3:30ish.

You will learn how to put in a zipper. You will think it is so easy you will want to put zippers in everything! We are using 16 gauge plastic to make your bag see through. A supply list will be forwarded to you.

Project bags vary in size. Ours will be 13x15 inches. They can be used for keeping project pieces together either while travelling or at home.

Payment is \$20. Please e-transfer Maggie (quiltergirl@live.ca). Real money works or cheques. Send Maggie an email to confirm your attendance.



# **WORKSHOP 2**

# **CREATIVE STITCHING**

## **9 MAY 2024**

Workshop #2 Trina O'Rourke, owner of The Cotton Harvest and licensed teacher for the Sue Spargo embroidery method, will teach us embroidery stitches using Sue Spargo's second edition book.

Cost is \$25 with an additional kit fee of \$25. Kit includes wool circles and background as well as four different embroidery needles. Various specialty threads are free to use at the workshop. Kits will be handed out at the April Meeting as you have a little homework before the workshop.

Because lighting is so important we are holding this workshop at the Picton United Church from 9:30-3:30 on Thursday May 9, the day after our May meeting. Feel free to bring your own lighting.

We have 25 spots available. When your payment is received, your spot is guaranteed. Please e-transfer to Maggie at [quiltergirl@live.ca](mailto:quiltergirl@live.ca). Spots are filling fast. We would hate to see you disappointed.

There will be thread, embroidery kits, books, and notions available to purchase. Take a look at Trina's website to see some examples. They look even better in person.

We hope to hear from you soon.

Kelly, Judy and Maggie  
Workshop Conveners  
Sent from my iPad



# Creative Stitching Workshop

with Trina from The Cotton Harvest Quilt Shop



Thursday May 9th - 9:00am - 3:30pm  
at Picton United Church hall



Class fee: \$20.00 + Kit fee \$25.00

to register, email Maggie: [quiltergirl@live.ca](mailto:quiltergirl@live.ca)



Quinte Quilters Guild

# Quilt Show 2024

Quilting for the Holidays



[quintequiltersguild.ca](http://quintequiltersguild.ca)

September 7th  
10:00am - 5:00pm

September 8th  
10:00am - 4:00pm

## Featuring

Raffle Quilt and Baskets | Members Marketplace

Tea / Lunch Room |

Vendor Demonstrations | Vendors

Quinte Curling Club  
246 Bridge St. W  
Belleville, ON



# Taylor Sewing

April 2024

QUILT SHOP

*Supporting You From  
Your Very First Stitch!*



Sign up for the Lemoyne Star Runner class and learn to make a perfect 8-pointed star without Y seams!



April is Cancer Awareness Month. Purchase an assorted fabric bag for \$10 and \$5 will be donated to the Canadian Cancer Society. Using the fabric provided make a wall hanging and join the contest! Ask us for more details!

Check our website and follow us on Facebook and Instagram for regular updates!!

JANOME



Sales and Service  
Repairs to all makes & models  
7712 Kent Blvd., Brockville  
613-342-3153 877-837-6140  
www.taylorsewing.com

PFAFF

SINGER

Husqvarna VIKING

PFAFF



Lessons - Machines - Supplies - Service

We work hard to match you with a machine that's **perfect** for you!

We have machines at a variety of price points and offer financing to get you sewing sooner. All machines are inspected and adjusted before you take them home, ensuring your machine is **perfect from the first stitch**.

When you choose a dealer, choose **Stitch by Stitch**

We have three full-time technicians who service nearly all makes and models!

Make an Appointment

**613-389-2223**

[www.StitchByStitchKingston.com](http://www.StitchByStitchKingston.com)

550 Days Road (at Bath)

brother  
at your side



Handi Quilter  
BY QUILTERS FOR QUILTERS

FABRIC, QUILT KITS, NOTIONS, BERNINA AND HQ RETAILER,  
MACHINE SERVICE, SOCIAL SEWING, CLASSES AND KIDS CLASSES

ARTISTICQUILTSWITHCOLORS.COM  
#FUNWITHSTITCHES

1963 Old Hwy 2, Belleville, ON, K8N 4Z2 | 613-966-4715 | HOURS: MONDAY-SATURDAY 10AM-5PM



@ARTISTICQUILTSWITHCOLORS | STORE@ARTISTICQUILTSWITHCOLORS.COM

Home: 613-398-1304

Cell: 416-302-0246

e-mail: [hewitt.janice@gmail.com](mailto:hewitt.janice@gmail.com)

Janice's Longarm Quilting

OUR  
SPONSORS  
Thanks for your patronage

**Kraft Village**  
SINCE 1986

Sewing Machine Sales & Service



Quality Fabrics



Yarn & Knitting Supplies



Please visit our website:  
Or Email Us At:  
To see everything we have going on in store and more follow us on social media

For more information, see:  
<https://www.kraft-village.myshopify.com>  
[info@kraftvillage.ca](mailto:info@kraftvillage.ca)  
 Kraft Village  
 kraft.village.official

## FUN QUILTING LINKS

### YOUTUBE

#### HAPPY QUILTING

<http://www.happyquiltingmelissa.com/p/quilt-tutorials.html>

#### Instagram - Pat Sloan

<https://www.instagram.com/quilterpat-sloan/>

#### Two Ways to Cut a Lot of Bias Strips Quickly

[http://quiltingdigest.com/two-ways-to-cut-a-lot-of-bias-strips-quickly/?fbclid=IwAR2odHn-9qcy8IVellpvj7qhDPL-QXPbU\\_QBovSvpNpsdBhr56buJc4I\\_dd8](http://quiltingdigest.com/two-ways-to-cut-a-lot-of-bias-strips-quickly/?fbclid=IwAR2odHn-9qcy8IVellpvj7qhDPL-QXPbU_QBovSvpNpsdBhr56buJc4I_dd8)

## Quilt Shows

### Canadian Quilters Assoc. Quilting Events Calendar

<https://canadianquilter.com/calendar/>

### Quilter's Travel Companion - quilt shops, quilt shop sales, quilt shop hops, quilt guilds, quilt shows, and quilt retreat facilities worldwide

<http://quilterstravelcompanion.com/>

Also check out all the posters in this newsletter for some quilt shows!!

---

**SEND MATERIAL FOR THE SPRING NEWSLETTER TO  
[anne.wride.pennington@gmail.com](mailto:anne.wride.pennington@gmail.com)  
 Deadline for Summer Issue is June 20, 2024**