

A Stitch in Time - November 2019

President's Message

Many decades have passed since my grandmother, my Mom's mother, made this sewing box for me. She was the last of my grandparents, passing away when I was 8 years old. It took me years before I realized why the lid was padded. Of course, it is a huge pin cushion!

As an adult, I appreciate how thoughtful her gift was, how she could envision my using it, the love that went into the making of it.

Does all of my reminiscing remind you of how it feels to make a quilt for someone? The wonderful anticipation of seeing their reaction to receiving your beautiful creation simply makes all the hours, and sometimes the frustrations, completely disappear....yes, even with the sixth or seventh double wedding ring quilt!

Those black-and-rust banded woolly bear caterpillars traversing the roads were peaking my curiosity. Just what reason did they have to be "out running the roads"? An article in Cottage Life explains they are moving to find leaf litter, to inch under a rotting log, or a rock to overwinter. In the spring they become Isabella tiger moths. Now I know!

The internet provides me with almost instant answers to most of my questions, other times it provides me with quilting inspiration. No matter what quilt I am working on, the shapes and colours of nature play an integral part. I hope each of you took time to enjoy the glorious fall colours this season. Personally, I can never get enough of them! Oh, by the way, the size of a caterpillar's bands does not predict if the winter season will be mild, or harsh. Now you know!

Submitted by Janet Reader Day



Our 2020 Raffle Quilt is finally finished! Pictured with this beautiful quilt are some of our guild members who worked so hard to make it - and just in time to display it at the local Fall fairs.



Christine Hays and Carole Ostrander did a great job selling our Raffle Tickets at the Picton Fair in early September.

photos submitted by Marianne Sanders



Parade of Paper Piecing



A. by Bill Stearman, B. by Nanc Westervelt
C. by Sandy Jeapes, D. by Sarah Roberts

A few of the beautiful quilts displayed at our August Show & Share

Taylor Sewing

QUILT SHOP

Events & Classes

Our new website is now up and running! Stay up to date on upcoming events and classes.

You can now sign-up online!



Thank you for supporting local business!!



Sales and Service
Repairs to all makes & models
7712 Kent Blvd., Brockville
613-342-3153 877-837-6140
www.taylorsewing.com



Patricia Fullerton lead the Parade of Paper Piecing Program at our August meeting with an informative presentation and then our fellow guild members followed by displaying their quilts using the Foundation Paper Piecing method.

History of our Guild

Article 5 – Newsletter November 2019

1996-98 – Greta Kristiansen, President

1996 QUILT SHOW – Dot Stevenson, Chair

COMPETITIONS were more fine-tuned and more categories were introduced. Again Lydia Quigley and Liz Lake are the judges. We also introduced door prizes, donated by local stores.

We invited Kingston Heirloom guild to show one of their quilts and it won "Viewer's Choice".

In-house featured quilters were introduced, selected participants were given 3 racks forming a U at the back of the arena plus a table and could of course also bring their own props; they were also expected to spend the majority of the show time in their booth to answer questions. They were written up in the show program and it turned out to be very successful aspect.

Large wooden floor frame set up for quilting demonstrations, lots of interest.

Demonstrations of various techniques were provided by selected members, 3 demos Saturday and Sunday mornings and 3 demos Saturday afternoon. Well attended.

Dot had done it again, put together a successful show.

1996 CHARITY/COMFORT QUILTS

American guilds were making charity quilts and the concept started to catch on in Canada and the guild decided to get involved and a committee was struck.

Initially members would bring any blocks and UFOs that they weren't going to finish and the committee would assemble them into quilts, but not necessarily sew them together. Blocks meant to make a quilt were put in plastic bags, handed out to members who would sew them together using their own fabrics for sashing, borders and sometimes filler strips to re-size the block. The finished tops were given back to the committee and the guild would supply batting and backings.

Groups of hand-quilters would meet at PFW, set up plastic floor racks and periodically 8-10 members would meet at the Edu-Centre for the day and machine quilt. Others would square up and bind. Alternatives for Women was our designated recipient and at every quilt show, we would present them with 20-25 finished quilts and have the press present.

1996 THE PICTON FAIR


Chris Turick was heavily involved in the Picton Fair and suggested that the guild take a display booth. We did demonstrations of various techniques and had plastic floor frames with hand quilters. We also introduced the concept of giving a free one year membership in the guild to whoever won "Best of Fair" quilt. A couple of years later we introduced competition for children from 5-12 years old with the little ones producing crayon pictures of quilt and the older ones some sort of sewed item. We gave nominal prizes of 2.00-3.00 & \$5.00.

We have participated in the Fair ever since 1996

1996 THE AMAZING LOYALIST ADVENTURE

This 3-day event was introduced in the County in 1996, held every September for 10 years, was very successful. Organizations, businesses, farms, museums, schools and churches all participated for a fee and the public paid \$20 for an entry pass for all 3 days. The guild participated in the opening year. The Crystal Palace was rented and vintage quilts were collected from all over the County to honour the spirit of the Loyalist. Guild members that were part of the show all wore period costumes. One of the photos here show Charles & Mollie Lacey arriving dressed as proper landed gentry, a gentleman and his lady; an absolute wonderful and exciting day.

Submitted by Greta Kristiansen, Historian.



Picton Fair In 1996



Picton Fair In 1998



In the opening year of the 3 day event called "The Amazing Loyalist Adventure", our guild members participated wearing period costumes.

Bali and Batiks

Robyn Hardman delighted the membership with her presentation about her recent trip to Bali. She learned all about the art of making intricate designs with hot wax and dyes.



Comfort Quilts

Hello Quilt Guild Members:

Do you remember our donation last year of placemats for the Community Care for Seniors Meals-on-Wheels program? The project was such a huge success and so appreciated by the recipients that the Comfort Quilt Committee is asking Guild members to participate in this project again this year. Our goal is fifty placemats to donate to seniors.

Information and deadline:

- Please use cotton and low loft, flat batting (muslin works). Cups and glasses tip on high loft poly batting.
- Make place mats approximately 18"x13".
- Use ordinary, general pattern fabrics. The place mats are used all year by the seniors so theme fabrics like Christmas and Hallowe'en limit their use. Choose your own pattern and finishing method.
- Hand your place mats in at the November general meeting or drop them off at Bloomfield United Church Hall on Thursday November 21st (Comfort Quilt work day) between 10:00 and 3:00. We would like to have all of the place mats by the end of November.

Making place mats is a great way to use up some extra fabric from your stash or orphan blocks and it takes very little time to complete the place mats. Comfort Quilts have a few kits which members are welcome to use. We also have batting cut to size. Contact Betty Beaumont for supplies.

Thank you very much in advance for participating in this worthwhile project. The Community Care for Seniors staff tell us that the seniors are excited and grateful to receive them with their Christmas meals. We often don't realize how much joy small gestures can bring to others!

Regards,
The Comfort Quilts Committee



DREAMTIME QUILTS

Computer and Hand Guided
Long Arm Machine Quilting

Robyn Hardman
49 Paul Street
Picton, ON K0K 2T0

Call or text
Robyn at
613.827.2598

Kawartha Quilting & Sewing Ltd.

Philippa Skjaveland
Sales, Training & Quilting Services


40 King Street East
Millbrook, Ont. L0A1G0
Phone: 705-201-5262

philippa@kawarthaquiltingandsewing.com
www.kawarthaquiltingandsewing.com



STRIP QUILT CHALLENGE

There were 9 entries to the Strip Quilt Challenge and at our October general meeting, members voted for their favourites. See the winning and other entries below.



quilt by Janet Reader Day



quilt by Barbara Jordan



quilt by Jeanette Henderson



quilt by Mary Campbell

Strip Quilt Challenge winners were Janet Reader Day (1st Place), Barbara Jordan (2nd Place) and the quilts of Jeanette Henderson and Mary Campbell tied for 3rd Place.

Billet Homes Needed

THE VENDOR COMMITTEE IS REQUESTING PAID BILLETING VOLUNTEERS

Due to the high cost of lodging in PEC, we are requesting members to offer billeting for our vendors. The lowest corporate rate is \$189 per night. The Quilt Show Committee has set a price for \$50 per room per night. Breakfast is not included. Please email me at quiltergirl@live.ca or call 613-393-2864. Please let me know how many rooms, size of bed, bathroom either shared or private and any other info you care to provide.

Thank you so much for your assistance.
Maggie Goode,
Vendor Committee Chair

Email Maggie Goode

quiltergirl@live.ca



Strip Quilt Challenge entries from left to right. Quilts by: Christine Hays, Robyn Hardman, Deanna Gaudaur, Lisa Castonguay and Wendy Lulham

photos by Newsletter editor Kelly Panacci

PECQG Challenges 2019-2020

Seasonal Table Runner.....due December 11, 2019

Make a Christmas or seasonal table runner or table topper and bring to our Pot luck dinner in December. Your choice and the item must be completely finished, unlike our usual challenges. Have fun!

African Challenge.....due May 13, 2020

We are liaising with our Program committee in February, when African fabric from a fundraising co-op, will be available to buy in ½ metre and 1 metre lengths. The challenge is to make a pillow or small wallhanging (approx. 36" square) using predominately the African fabric purchased in February.

Quilt Canada / Gateway to Adventure.....due April 8, 2020

We like to participate in Member Challenges for Quilt Canada and here is another one. Each quilt must have a visible amount of Kona cotton K001-147 Jungle, along with 3 other fabrics, print or solid. The perimeter to be no larger than 72 inches. Each quilt must have a hanging sleeve at least 3" wide and have a label on the back with the quilter's name and name of the quilt. You can look up details on the website: canadianquilter.com under Quilt Canada / Member Guild Challenge 2020.

Challenges developed and organized by: Wendy Lulham, Jeanette Henderson and Kathie Oliver

YOUR #1 SEWING CENTRE

Dennis & Pauline welcome you!

Fabric, Cottons,
Service and Sales
for Most Makes of
Sewing Machines



Campbellford
62 Bridge St. East
Campbellford, ON K0L 1L0
Phone: 705-653-5642
materialgirl1ca@yahoo.ca



Kobe
Industrial

Juki-air Thread
Sergers

Janome 18" Quilt Bed and
Grace Quilt Frames and Machines
JANOME elna canada

EVERYTHING QUILTING under one roof!

Make that special quilt!

- Extensive selection of fabric & notions
- A full line of sewing, embroidery, serger and longarm machines
- Classes are available for quilters of all skill levels in bright, spacious classrooms
- Wide assortment of patterns, quilt kits, books and magazines
- Machine-quilting services



Authorized Dealer for:

JANOME



2017
Handi Quilter
Retailer of
the Year!



FUN WITH
STITCHES

Belleville, Ontario

1963 Old Hwy 2
RR #2, K8N 4Z2 • 613-966-4715
info@funwithstitches.com

www.funwithstitches.com

Open Monday to Saturday 9:30 to 5:30 • Closed Sunday



Canadian Quilters' Association

DID YOU KNOW?

- CQA/ACC member guilds can participate in the "Gateway to Adventure" challenge using Kona cotton colour #K001-147 Jungle and 3 additional fabrics on the face of your quilt.
- CQA/ACC members and non members can still participate in the 52 blocks in 52 weeks event.
- National Juried show entries are now being accepted.

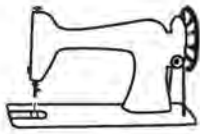
Full details can be found at www.canadianquilter.com
Or contact your local area CQA/
ACC representative



Members Show & Share in October

These are just some of the beautiful quilts brought in to our October meeting by our talented guild members

Photos by Newsletter editor Kelly Panacci



Best Place to Hide Fabric

D N J W M N L W B R Q K Y Z K G B Z R L X
 R M B L K V Y Y N X L X N J I L R N J G Y
 E G I D B X Q J Y Q Y Q K V G K Q R Z R M
 S D Q N R L N D Z N B J E L J K Y Y J R Y
 S N D N T C A M R T L I V N L Y P G R D T
 E F T M I H W C N P T G V X L W G X W R N
 R M L T G Y E L K T Q L P A L M T Y L Z M
 D U T E L V Z B O P T R U N K O F C A R T
 R A N Y H P Z A A N L N T O Y C H E S T M
 A C Y D V S F L M S D A L E M Y P R V T V
 W X L B E R M T Y R E I S N E I D T R N D
 E H M O I R K O Y R N M T T C R S G D D G
 R T A E T V B H O E T V E N I E T B N T L
 S V N N W H A E N R Y N I N H C W T N P P
 J D N Q G M E C D L G C A C T B B B A K D
 W W Z Q P E L S Q L B N R P X D G A D O N
 G L L E B O R J D A T A I W D B N M G M C
 M K R N S Z Q S S R D L V W P O N Z R S X
 D R D E J V Y K P E Y J T L E K O L G G M
 P V T T B J E T C Z B E Y R R S X F J T X
 T J T M T T T P V N T J R N V K D W R N R

LINEN CLOSET

CLOTHES DRYER

BLACK PLASTIC BAGS

FOOD PANTRY

TRUNK OF CAR

TOY CHEST

DRESSER DRAWERS

LAUNDRY HAMPER

PICNIC BASKET

ATTIC

CEDAR CHEST

HANGERS

UNDER BED

IN THE BASEMENT

COAT TREE

GIVE IT TO A FRIEND

SEWING ROOM SHELF

Quilt Show Report

The 2020 Quilt Show Committee met as a whole, for the second time on October 22, 2019. The Vendor Committee has been hard at work inviting and contracting a wonderful variety of Vendors. All Committees are researching and planning towards creating another trademark, fantabulous PECQG Quilt Show!

Our 'A Stitch In Time' 2020 Quilt Show rack cards were printed in time for the Picton Fair, which was our first Raffle ticket sales event. The Raffle Ticket Sales Committee have many more such events planned between now and 3 pm on Sunday July 12, 2020, when the winning ticket will be drawn!

The most important thing about our Quilt Shows? Each show gives an important opportunity to showcase the beautiful bed and wall quilts created by each of our PECQG Members! Be proud of your art and talent!

Submitted by Quilt Show Co-Chairs: Janet Reader Day and Deelia Johnson Evans



3947 UTHOFF LINE, SEVERN, ON L3V 8B8

QUILTING RETREAT • SCRAPBOOKING GETAWAY • ARTISANS DESTINATION

[f](#) [i](#) [@firesideretreat](#)
www.firesideretreatorillia.com reservations@firesideretreatorillia.com 705-345-4026



2018-20 Executive Officers

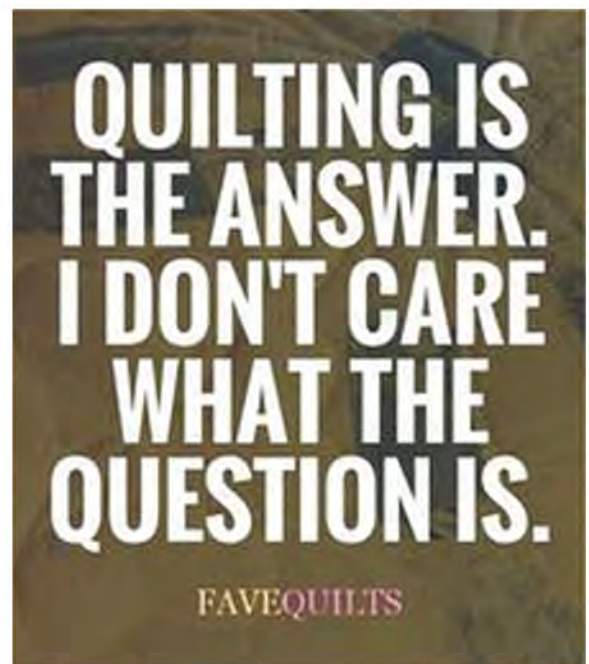
PresidentJanet Reader-Day
Vice PresidentMarianne Sanders
Past Presidentvacant/open
Treasurer.....Christine Hays
Secretary.....Mary Campbell

2018-20 Standing Committees

Block-of-the Month...Nancy Hicks
Challenges.....Wendy Lulham, Jeanette Henderson, Kathie Oliver
Comfort Quilts.....Sandy Jeapes, Betty Beaumont, Colleen Kelly,
Judy Blemkie, Rosanna Worden Hawker
GoodwillPatricia Fullerton
HospitalityColleen Young, Carol Hobbs, Nancy Westervelt
Internet Communication & PublicityBarbara Jordan
Library.....Betty Beaumont, Sandy Jeapes, Colleen Young, Barb Hofstra
Membership.....Anne Russell
Newsletter.....Kelly Panacci
Workshops.....Chair: Lyne Lusk, Committee: Lisa Castonguay
Program Co-Chairs:..... Lee Waterhouse, Jeanette Henderson
Quilt Show Co-Chairs Janet Reader-Day and Deelia Johnson Evans
Sewing with Your Friends Colleen Young (starting in January 2020)
Raffle Ticket Sales Anne Russell

Aims and Objectives Directing Our Guild

- To enhance the knowledge of quilting within the group and the community.
 - To preserve quilting as an art form.
- To establish, maintain and upgrade quilting standards.
 - To encourage an exchange of ideas and methods.
 - To participate in community projects.
- To research and preserve the history of quilting in Prince Edward County and surrounding area.



If you haven't checked it out yet, please FOLLOW and LIKE our Facebook page.
Click on the button below to see the latest updates!