

A Stitch in Time - February 2021

Interim President's Message

Hello my fellow quilters,

I hope this message finds you well and that you had an enjoyable holiday season. In December we acknowledged our 40th wedding anniversary. Not I didn't say celebrate, that isn't an option right now.

My husband has a new saying, "Even though we have left the year 2020 behind us, when we say or write the date, we still have to repeat or see 202(something (202_) for the next 9 years!" Golly gee, thanks so much for that thought, not! My fingers are crossed that the new coronavirus doesn't haunt through the next 9 years too.

January 2021 arrived so mildly that I experienced my first bike ride of the year on New Year's day morning. Later that day it started snowing, accumulating enough depth that I experienced my first cross country ski of the year on January 2nd. While skiing it was impossible not to notice how the trees were heavily laden, bowing down with snow and ice. The scenery was picture perfect, just as the accompanying photo depicts.

On Wednesday January 13, 2021 we enjoyed our first zoomed **PECQG Show and Share slideshow**. Ten people contributed to the show and 19 people attended. It was a cozy gathering and all were very appreciative of the conversation and the quilts. Some images were of works in progress. We all yearn to see in future photos each project progressing nearer to completion. Please consider presenting your project at the next meeting, to be held every second Wednesday of the month. Simply send your quilt photos to the guilds' email address: pecqguild@gmail.com

The initial "mask making frenzy" finally died down by the fall of 2020, leaving certain members of our guild "shell shocked" and "out of sorts", having a real difficult time getting back into the quilting mood. A friend sent me an article entitled "How Quilting is Getting Me Through the Pandemic" written by Christina Palassio. I am very envious of how she is able to capture my own feelings about certain aspects of quilting, wording it just right. Check out her article at <https://www.chatelaine.com/living/real-life-stories/my-pandemic-quilt/>. you'll be glad you did.

Just in time for Christmas 2020 we started selling our Raffle Tickets online, directing prospective buyers to visit our website for instructions on how to purchase their chance at winning our beautiful hand quilted bed quilt. This sales method is proving fruitful and most importantly it keeps our members safe from the new coronavirus! Other guilds are placing our flyer in their newsletters and on their social media sites. We are truly grateful to any and support from our fellow quilters and their friends!



Our Federal Government anticipates that all those who want the vaccine for the new coronavirus will receive it only by the end of September this year. Knowing this, on Monday January 18, 2021 the Quilt Show Committee unanimously decided to reschedule the July 2021 PECQG Quilt Show to 2022.

How is your household fairing mentally after several months of isolation from society? Sometimes I feel like a resident of a nursing home, as in everyday has a recurring sameness, dulling one's faculties. Both my husband and I have experienced "Covid brain", an interrupted "train of thought" and memory lapses, causing us to shoot each other a worried look. As long as we don't put the car keys in the freezer, or the milk in the cupboard we should be fine..... Don't hesitate to contact the Prince Edward Community Care for Seniors for access to their free Active Living Programs and services. Call Community Care at 613-476-7493. www.communitycareforseniors.org

On January 14th I had the opportunity to listen to Gloria Loughman of Victoria, Australia speak. She is the author of several books; Radiant Landscapes, Luminous Landscapes and others. Normally she is travelling and teaching throughout most of the year. During this pandemic she looks at the time she must remain at home as a gift free permission to play in her sewing room, trying out techniques and patterns that she normally wouldn't have time to work on. I like her point of view!

Dr. Dirk Huyer stated the phrase, "Covid doesn't allow certainty". Well, I am certain that each day the hours of daylight are increasing and that my "covid hair" will simply have to continue morphing/growing for a few more months.

Take good care everyone.


Submitted by Janet Reader Day (January 18, 2021)

SHOW & SHARE

Our general meetings have gone online via ZOOM! We've had 2 meetings so far in 2021 and many of our Guild Members have gathered to show and share their quilts they've been working on through the pandemic. We met on January 13th and February 10th and as you can see, our members have been busy!



These are most of the quilts that were shared at our **January ZOOM** meeting. Quilt makers are Sarah Roberts, Nancy Westervelt, Janet Reader Day, Jocelyn Matthewman, Marianne Sanders, Barbara Jordan, Ann Fales, Robyn Hardman and Betty Beaumont



Guild members continued to sew through the first part of the year and in our **February ZOOM** meeting we were treated to more eye candy. Quilt makers are Barbara Jordan, Marianne Sanders, Sarah Roberts, Betty Beaumont, Janet Reader Day, Maggie Goode, Deanna Gaudaur and Nancy Westervelt.

Did you know we've got a Show&Share page on our website? We do (thanks Barbara Jordan for managing that!) and we're excited to show our latest projects! Go to the site to see more of our Show & Shares and please submit your latest makes so we can all see each others' work. Let's keep that loop of inspiration and creativity going around.



Frances O'Neill
Quilter

Fran's Quilting Services
Due to COVID-19 no Workshops & Private Instructions
BY APPOINTMENT ONLY

60 Sparrow Way Tel: (613) 733-7865
Ottawa, Ontario E-mail: franquilts@rogers.com
CANADA K1V 9H5 Website: www.fransquilting.com

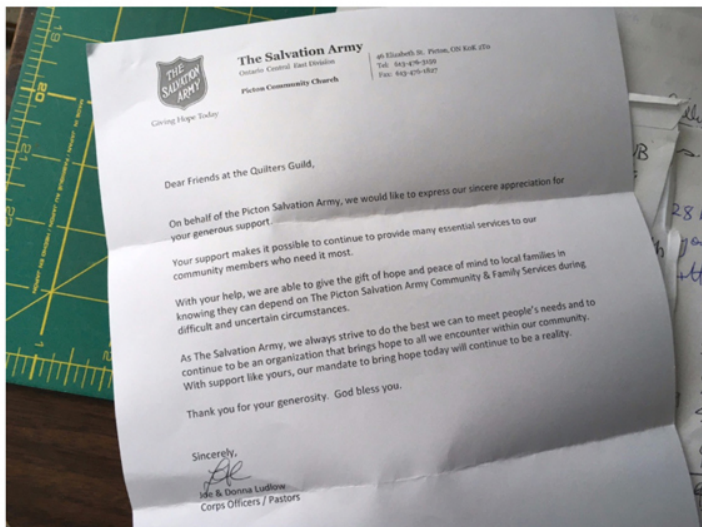
Each month check to see a New Pattern,
Fabric Kit or Sale.
Curbside pick up will be available on monthly items.

Thank you for making Masks!



After a very busy summer making and delivering masks, the fall was very quiet as the need for donated masks wound down. We had more requests from the Salvation Army, the HUB and Alternatives for Women which we filled with approximately 100 masks. The remaining small masks were given to Highland Shores Children's Aid for their Christmas Fund. When it was all over and the mask making supplies were put away, I decided to work on a small wall hanging. As I was quilting away, I could not figure out why it wasn't working out and looking so wrong!! I tried everything and a day or so later I realized I had not put the walking foot on my machine. I had forgotten how to quilt!!!! Thanks again to everyone for all their help.

Marianne Sanders (Mask and PPE Coordinator)



Thank you to all our members who made and donated masks!

For more info - Email Marianne Sanders

Taylor Sewing March 2021

QUILT SHOP

We are extremely excited to welcome the public back for in person shopping, with restrictions. Curbside pickup is still offered and encouraged.



Janome Memory Craft 6650



Janome Skyline S5

Check our website and follow us on Facebook and Instagram for regular updates!!



Sales and Service
Repairs to all makes & models
7712 Kent Blvd., Brockville
613-342-3153 877-837-6140
www.taylorsewing.com



Virtual Sewing With Your Friends

SWYF has gone virtual! Colleen Young, who chairs the committee has handed over the computer screen to Bill Stearman who kindly offered to host meet-ups through his ZOOM account. Whatever it's doing outside, it's always perfect weather to hang out with friends in your sewing room! You can sew all day, stay for part of a day, or just drop by for visit or to say 'hi'. Anyone wanting assistance with logging on can email Bill (b.stearman@hotmail.com) ... or call or text 613-848-1253. Next SWYF date is: Monday March 1st 10am to 4pm. Come join your friends!

GROOVY THREADS SEWING STUDIO

Unit 3 - 17477 Highway 2 West
Trenton, Ontario K8V 5P7

Ph: **613-392-1422** TF: **1-877-292-7136**

info@groovy-threads.com groovy-threads.com



Placemats for Community Care

Teresa from Community Care for Seniors accepted placemats made by the members of PECQG. Making placemats to go out with Meals-on-Wheels has become a Christmas tradition for the Guild.

*Colleen and Betty
PECQG Comfort Quilt Coordinators*



On Tuesday, December 8, Colleen delivered 68 placemats to Teresa at Community Care for Seniors. A huge thank you to all of the PEC Quilters who donated their time and fabric to make this project a success. Community Care was delighted to receive the placemats which they sent out with the Meals on Wheels Christmas dinners.



If you haven't checked it out yet, please FOLLOW and LIKE our Facebook page. Click on the button below to see the latest updates!

Don't forget to check for regular updates on our FACEBOOK page



Mail-in/Drop off your quilt top
1000's of patterns to choose from

Competitive Prices
Quick Turnaround Times
Free Return Shipping in Canada

Fabric now available on the website

519-741-4882

www.yourquiltsdone.com

yourquiltsdone@gmail.com

45 Bock Street, New Dundee, ON



Quilt Show Committee Update

In our last report we had tentatively and optimistically pushed the quilt show date out to July 2021, knowing that a physical, in-person show cannot safely happen until the majority of Ontarians have received a vaccine against COVID-19. This new date was not becoming a realistic option for us either.

Your Quilt Show Committee unanimously voted to rebook the 2021 quilt show into 2022. The new tentative dates are for setting up on Thursday July 7 and Friday July 8, and the actual quilt show will be on **Saturday July 9 and Sunday July 10, 2022**. Please note, this is not a firm booking with the Recreation and Community Facilities of the Corporation of Prince Edward County, but is in a "Status Hold" category. All Status Hold booking requests will be conditional on approval by the Municipal Emergency Control Group and governed by the Provincial restrictions / guidelines in place at that time. All vendors, guest artist groups, and invited guests have been notified of the new date and are "onboard" with the date change.

As you continue to complete your quilts that you would like to display or enter into the show, please fill out the online quilt show submission form while the details are fresh in your mind. Another year from now your memory might get a little hazy!

Even though the Quilt Show date has changed, our Raffle Quilt draw will remain on Sunday July 11, 2021 at 3 pm. The raffle license was already graciously extended for an extra year and our social media sites have been advertising the July 11th raffle date too. If you haven't finished selling your raffle tickets yet, there is still time. Once you have completed all your books please contact Anne Russell at pecqgraffle@gmail.com for further instructions. If you have sold all your books, please let friends and family know that we are selling raffle tickets online through the Guild's website: <https://pecquid.weebly.com/> Payment can be made by e-transfer. If you have any questions about these ticket sales, please contact Janet or Deelia.

Please recycle the 2020 Quilt Show Rack Cards, or use them for paper piecing, as they are no longer valid nor can they be repurposed.

We will continue to keep you posted of any new developments regarding the Quilt Show.

Your Quilt Show Co-Chairs: Deelia Johnson Evans and Janet Reader Day

PECQG Challenges 2021

COVID Quilt using your Orphan Blocks

The challenge (issued at the start of Covid in 2020): Use only blocks already completed and strips or squares already cut and ready to go from your stash.

In the last newsletter we showed you Kathie Oliver's quilt made using blocks and pieces she already had in her stash. Barbara Jordan took up the challenge and made the beautiful quilt below and recently staged it near her home on East Lake. We'd love to see your quilts too! Are you using up your stash during Covid, or do you need some extra blocks? Consider swapping with friends or take Barbara up on her offer below.

African Challenge.....due: when we can meet again

Did you buy some of the beautiful African fabric when the representatives from TEMBO came to our Guild meeting in February 2020? If so, please use it for this challenge! The challenge is to make a pillow or small wallhanging (approx. 36" square) using predominately the African fabric purchased from the TEMBO fundraiser sale.

Thank you from your Challenge Committee: Kathie Oliver and Wendy Lulham



Barbara Jordan took up the *Orphan Block* challenge and created this blue beauty.

Raffle Quilt

Made by the Prince Edward County Quilter Guild

Hand Quilted Bed Quilt "Evening Sky" A Cheryl Malchowki pattern (92" x 114")

Draw Date: Sunday, July 11, 2021 @ 3:00 p.m.

To purchase tickets, please visit the PECQG Website: pecquid.weebly.com

Tickets: \$2.00 each or \$ for \$3.00

BUY YOUR RAFFLE TICKETS FOR OUR HAND QUILTED KING SIZE QUILT ONLINE NOW!

\$2 each or three tickets for \$5, or any multiple of \$5. The draw will be held on **Sunday July 11, 2021 at 3pm**. Unfortunately, we can only ship to Canadian mailing addresses. Send your e-transfer payment to pecquid@gmail.com

Please include your email address, your phone number, the name of the person to put on the ticket, and the number of tickets you would like in the COMMENTS section of your e-transfer. If there aren't enough characters available in the COMMENTS section to put all of this information, please send a separate email to the above email address, after you have made your payment, with all the required information. The Guild will send you a photo of your raffle tickets so you can print it off for your records or for gifting. If you have any questions, contact us at the above email address.

Proceeds from this raffle quilt draw support our guild's programming and our donations to local charities. Due to Covid-19 restrictions, we received permission from our Municipality to extend the draw date by a year to the above date.

THANK YOU and GOOD LUCK!!

Raffle Quilt Draw remains on Sunday July 11th, 2021. Please go to our webpage to buy online tickets. If you sold all your tickets, you can send friends to our website or contact Anne Russell for more information. pecqgraffle@gmail.com



Waste not, want not! Barbara has extra orphan blocks she doesn't need. Email her if you'd like to use them.

Quilts in the County

We need your photos for our SOCIAL MEDIA!

March is 'International Quilting Month' and there is a social media theme called 'Sew the Scrap Out of March'. Let's participate on Social Media. March is also maple season. Photos of quilts in a sugar bush or maple-themed quilts would be great!

It would be great to get pics of your scrap bins and scrap piles! Believe it or not, they are pretty! Also, if you have a scrap quilt in the making, orphan blocks, or a challenge quilt under construction, that would fit in with the theme.

Of course, as always, if you have a finished quilt to show off, we would love to have pics! The sunshine is fantastic these days. Take the quilt outdoors and get a really well lit photo in front of some beautiful County scenery. Most of us have photogenic porches, trees, buildings, and gardens right on our properties.

You can submit your photos via a form on our website, under the Quilt Show tab or email them to pecqguild.webmaster@gmail.com. If you send them by email, try to provide a short caption and specify the location. Also indicate if the quilt will be in the 2022 show, and whether or not you want your name mentioned.

So far, the Quilts in the County Instagram account has attracted about 500 followers and the Facebook account has 1500. Our Instagram account has been particularly well received by the Picton Business Improvement Association and 'Visit the County', the official County tourism office. These social media pages promote the guild, its good works, our next quilt show, and raffle ticket sales.

Social Media Coordinator: Barbara Jordan



Here's a sample of recent posts from our @QuiltsInTheCounty account on INSTAGRAM. C'mon over and give us a follow if you aren't already. We'd love to see your #QuiltsintheCounty too! Send Barbara your photos!

DAYS FOR GIRLS



UPDATE - FEBRUARY 2021

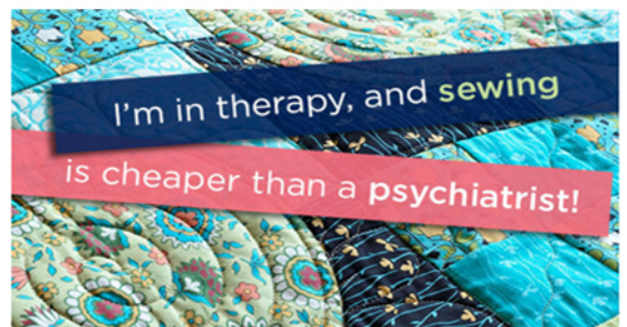
With the pandemic, the Days for Girls project has been home based, waiting for doors to open again so we can meet. In the meantime, after chatting with several members, we began to look closer to home for women/girls who may need some type of kit as well. Womens' shelters and resource centres in our area are interested in the kits, but, are not able to have any delivered until safety measures regarding Covid allows for collections again. In the fall, I was contacted by a friend who works in a womens' shelter in Manitoba and asked if we could send 10 kits to her. She hoped that if women would be interested she could start a similar project where they made kits for themselves by offering up access to sewing machines and some training. The kits were extremely well received. Karen was repeatedly told how now the women didn't have to use old socks, or wadded newspaper...they didn't have to miss their work experience...it was life changing for many of them! Thank you again for your support of funds, fabric and time. Hopefully, we can have a day or evening in later this year and work together again. In the meantime, if you have a serger and are interested in doing a little sewing, please email me at alongston@me.com or call 613-503-5400.

Days For Girls Coordinator: Anne Longston
Email: alongston@me.com

Days For Girls WEBSITE

<https://www.daysforgirls.org/canada/>

EMAIL: Anne Longston if you can help



DIY Fabric Baskets

Video Tutorial: How to make fabric baskets in 5 sizes



The video is just over 4 minutes to watch and not much longer to create your own fabric basket. Once you make one, you'll want to make more! It's a great stash buster and and it'll help you organize your craft room. You only need a few supplies to make this cute and practical project: 2 complementary fabrics, heavy interfacing, scissors, thread, sewing machine and iron. Choose which size to make and get started! If you make one of these, please share with us so we can feature in our next newsletter.

Fabric Basket Video Tutorial

on Youtube

<https://www.youtube.com/watch?v=sqshLDBgtfw>

207 days in lockdown. I'm **fine**,
thanks for asking.



2018-21 Guild Executive Officers

Until we meet again (due to pandemic restrictions), the guild executive and committee members have agreed to continue in their positions as listed below.

Interim PresidentJanet Reader-Day
Vice PresidentMarianne Sanders
Past Presidentvacant/open
Treasurer.....Christine Hays
Secretary.....vacant/open

2018-21 Standing Committees

Block-of-the Month...Nancy Hicks
Challenges.....Wendy Lulham, Jeanette Henderson, Kathie Oliver
Comfort Quilts.....Sandy Jeapes, Betty Beaumont, Colleen Kelly,
Judy Blemkie, Rosanna Worden Hawker
GoodwillPatricia Fullerton
HospitalityColleen Young, Carol Hobbs, Nancy Westervelt
Internet Communication & PublicityBarbara Jordan
Library.....Betty Beaumont, Sandy Jeapes, Colleen Young, Barb Hofstra
Membership.....Anne Russell
Newsletter.....Kelly Panacci
Workshops.....Chair: Lyne Lusk, Committee: Lisa Castonguay
Program Co-Chairs:..... Lee Waterhouse, Jeanette Henderson
Quilt Show Co-Chairs Janet Reader-Day and Deelia Johnson Evans
Sewing with Your Friends Colleen Young (starting in January 2020)
Raffle Ticket Sales Anne Russell

**ME AT THE CRAFT STORE:
SHOULD I BUY THIS FABRIC?**

**HEAD: NO
WALLET: NO
CRAFT ROOM: PLEASE NO.
HUSBAND: CRAP NO**

ME: I'LL TAKE 3 YARDS.

Aims and Objectives Directing Our Guild

- To enhance the knowledge of quilting within the group and the community.
 - To preserve quilting as an art form.
- To establish, maintain and upgrade quilting standards.
 - To encourage an exchange of ideas and methods.
 - To participate in community projects.
- To research and preserve the history of quilting in Prince Edward County and surrounding area.